

Pisa Tiny Duo

DC LOW VOLTAGE



Product Code

MV34



Technical Description

What a pair...

- Part of the Mondulux Pacto DC48V low-voltage range, with our signature Cross-Beam Lens technology for increased efficacy
- The twin-spotlight member of the Pisa family, with in-track installation to reduce visual bulk and maintain clean lines
- Multiple beam angle options available of 29°, 36°, and 50°
- Modular 48V click-in system for flexibility and easy installation
- Also available in [Nano Duo](#), [Tiny](#), [Mini](#) and [Midji](#) sizes
- Non-dimmable and PWM DALI control options (Casambi Wireless Control available upon request)
- If you require a customised version of this product, please [contact us](#)

Electrical Specifications

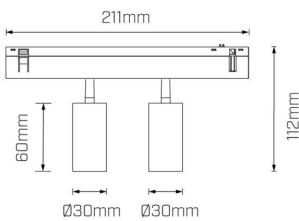
System Power	15W
Input Voltage	48V DC
Control Type	ON/OFF, DALI
System Efficacy (max.)	57lm/W

Physical Characteristics

Installation Method	DC-Track Recessed
Trim Finish	White, Black
IP Rating / IK Rating	IP20/IK05
Maximum Rotation Angle	90°
Fitting Material	Aluminium

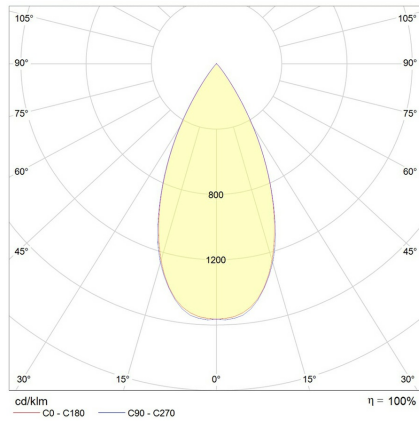
Photometric Info

Luminaire Lumens	860lm
CRI	CRI90
CCT	3000K, 4000K
Beam Angle	29°, 36°, 50°
Lumen Maintenance	> 66, 850hrs (L70 B10)
MacAdam Step	3 Step

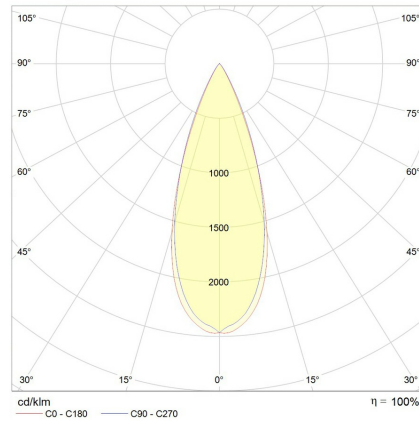


Polar Distribution Diagrams

Pisa Tiny Duo 50°



Pisa Tiny Duo 36°



Pisa Tiny Duo 29°

