

Product Code

MD61



Technical Description

Low glare with adjustable adaptability

- Part of the Siena family: trim Ø168mm, cut-out Ø135mm, 13W - 28W
- Tilts between 0° - 70°
- >100lm/W efficacies at CRI90
- Excellent heat management with die cast aluminium housing
- Siena Mini 700mA approved under VEU/IPART

Electrical Specifications

System Power	13W, 19W, 28W
Input Voltage	240V
Control Type	Non-Dimmable, DALI Dimmable
System Efficacy	104lm/W

Photometric Info

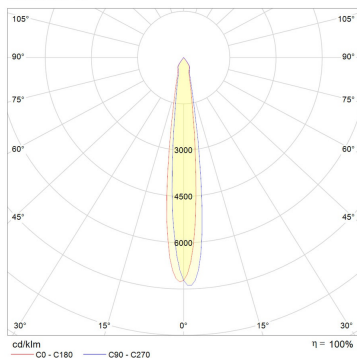
Luminaire Lumens	2900lm, 1500lm, 950lm, 2100lm, 1350lm, 1850lm
CRI	CRI90
CCT	3000K, 3000K Vivid, 3500K, 4000K
Beam Angle	12°, 20°, 40°, 60°

Physical Characteristics

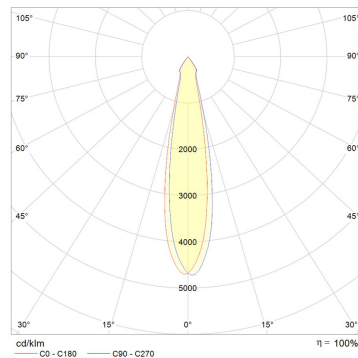
Installation Method	Adjustable Recessed
Trim Finish	White, Black
Custom Dimming Type	Available on request
IP Rating / IK Rating	IP20
Accessories	Without Accessory
Weight	1kgKgs
Diffuser	Clear
Maximum Tilt Angle	70°
Maximum Rotation Angle	350°

Polar Distribution Diagrams

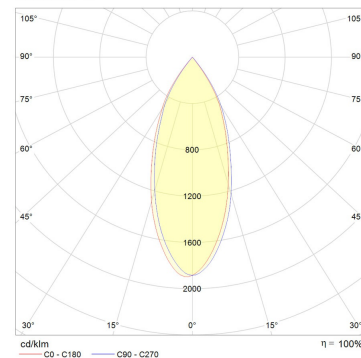
Siena Mini 15°



Siena Mini 24°



Siena Mini 40°



Siena Mini

DOWNLIGHT

Siena Mini 60°

