

Siena Midi

DOWNLIGHT



Product Code

MD62



Technical Description

The shoplighting show-off

- The second largest member of the Siena family (trim Ø184mm, cut-out Ø170mm)
 - The deep reflector and anti-glare reflector ensure truly impressive glare control and excellent optical comfort
 - Improved efficacy (up to 140lm/W at CRI90) with our new Mondolux HE+ chip*
 - Reduces the overall power consumption while meeting the new BCA regulations for retail applications*
 - Available in standard, high-output HE+ and full-spectrum high-CRI ComfoLED versions
 - Maximum tilt angle of 70°
 - If you require a customised version of this product, please [contact us](#)
- *Applicable for HE+ version

Installation

Test Installation text

Electrical Specifications

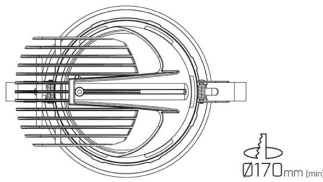
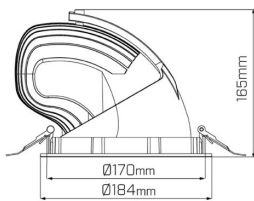
System Power	14W, 19W, 26W, 35W, 42W, 50W
Input Voltage	240V
Control Type	ON/OFF, 0-10V, Phase-Cut, DALI, Casambi
System Efficacy (max.)	140lm/W
Power Factor	> 0.9

Photometric Info

Luminaire Lumens	1500lm, 1965lm, 2100lm, 2510lm, 2730lm, 3400lm, 3510lm, 3800lm, 4300lm, 4322lm, 4956lm
CRI	CRI90
CCT	3000K, 3000K HE+, 3000K Vivid, 3500K, 3500K HE+, 4000K, 4000K HE+
Beam Angle	12°, 20°, 40°, 60°
Lumen Maintenance	> 50, 000hrs (L70 B10)
MacAdam Step	3 Step

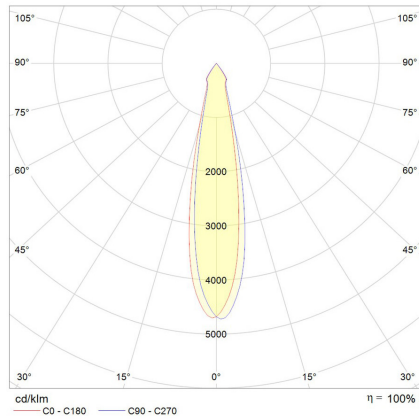
Physical Characteristics

Installation Method	Adjustable Recessed
Trim Finish	White, Black
IP Rating / IK Rating	IP20
Weight	1Kgs
Maximum Tilt Angle	70°
Maximum Rotation Angle	350°
Fitting Material	Aluminium

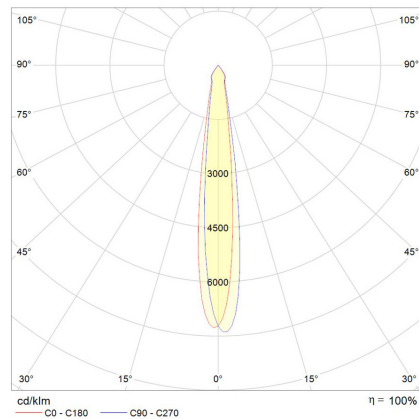


Polar Distribution Diagrams

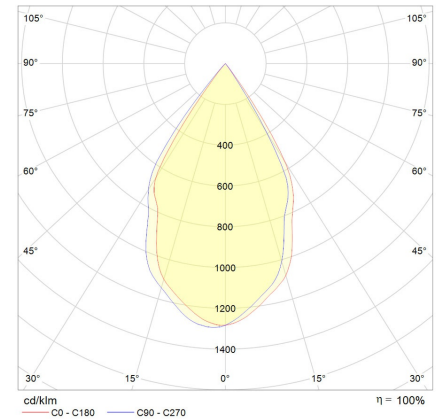
Siena Midi 20°



Siena Midi 12°



Siena Midi 60°



Siena Midi 40°

