

Venice Mini

SPOTLIGHT



Product Code

MS04



Technical Description

Well-formed reliability

- Part of the esteemed Venice family, this popular spotlight is perfect for retail, commercial, and architectural settings
 - Improved efficacy (up to 135lm/W at CRI90) and tight 2-step binning with our new Mondolux HE+ chip*
 - Boasting an exceptional anti-glare feature with <17 UGR**, ensuring comfortable visual experiences
 - Reduces the overall power consumption while meeting the new BCA regulations for retail applications*
 - Maximum tilt angle of 90° for excellent adjustability
 - Also available in [Maxi](#), [Mini Wall Washer](#), [Mini Recessed Downlight](#) and [Mini Surface Mounted Downlight](#) sizes and styles
 - 27W variations also approved under the VEU and IPART Scheme
 - If you require a customised version of this product, please [contact us](#)
- *Applicable for HE+ version. **UGR values are subjected to Lighting Design & selected optics.

Installation

Installation Methods - 3-Circuit Track, Surface Mounted, Adjustable Recessed.

Electrical Specifications

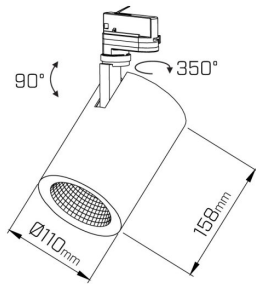
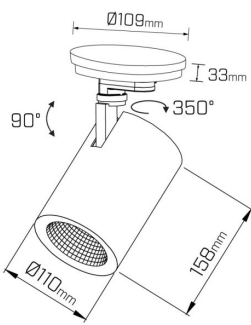
System Power	19W, 27W
Input Voltage	240V
Control Type	ON/OFF, Phase-Cut, DALI, Casambi
System Efficacy (max.)	135lm/W
Power Factor	> 0.9

Photometric Info

Luminaire Lumens	1770lm, 2460lm, 2570lm, 3450lm
CRI	CRi90
CCT	3000K, 3000K HE+, 3000K Vivid, 3500K, 3500K HE, 4000K, 4000K HE+
Beam Angle	14°, 20°, 42°
Lumen Maintenance	> 65000hrs (L70B10)
MacAdam Step	3 Step

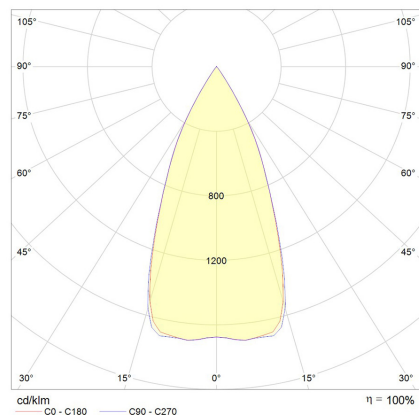
Physical Characteristics

Installation Method	3-Circuit Track Mounted, Surface Mounted, Adjustable Recessed
Trim Finish	White, Black
IP Rating / IK Rating	IP20
Accessories	Without Accessory, Honeycomb Louvre, Barn Doors
Weight	1.15Kgs
Maximum Tilt Angle	90°
Maximum Rotation Angle	350°
Fitting Material	Aluminium

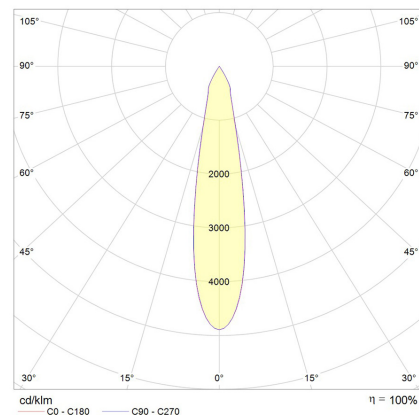


Polar Distribution Diagrams

Venice Mini 42°



Venice Mini 20°



Venice Mini 14°

