

Venice Maxi

SPOTLIGHT



Product Code

MS05



Technical Description

Maxi mode

- Part of the esteemed Venice family, this popular spotlight is perfect for retail, commercial, and architectural settings
- Boasting an exceptional anti-glare feature with <17 UGR**, ensuring comfortable visual experiences
- Configure with Honeycomb Louvre or Barn Door accessories to further minimise glare, improve visual comfort and customise aesthetic appearance
- Maximum tilt angle of 90° for excellent adjustability
- Also available in [Mini](#), [Mini Wall Washer](#), [Mini Recessed Downlight](#) and [Mini Surface Mounted Downlight](#) sizes and styles
- If you require a customised version of this product, please [contact us](#).

**UGR values are subjected to Lighting Design & selected optics.

Electrical Specifications

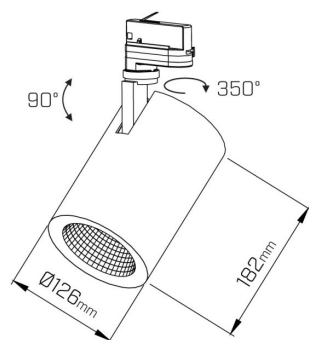
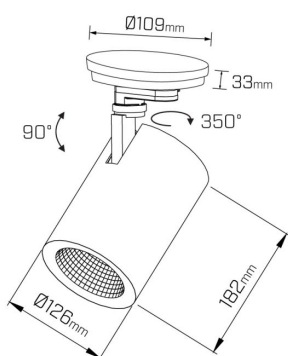
System Power	40W
Input Voltage	240V
Control Type	ON/OFF
System Efficacy (max.)	79lm/W

Photometric Info

Luminaire Lumens	2190lm, 3170lm
CRI	CRi90
CCT	3000K, 3000K Vivid, 3500K, 4000K
Beam Angle	10°, 20°, 45°

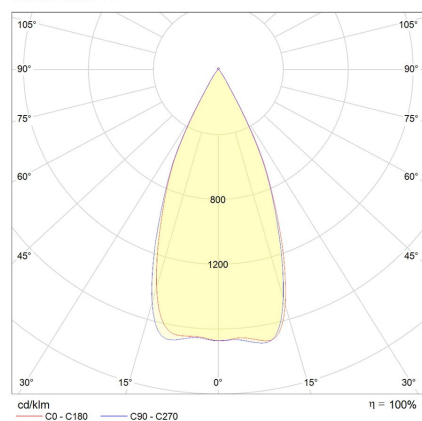
Physical Characteristics

Installation Method	3-Circuit Track Mounted, Surface Mounted
Trim Finish	White, Black
IP Rating / IK Rating	IP20
Accessories	Without Accessory, Honeycomb Louvre, Barn Doors
Weight	2Kgs
Maximum Tilt Angle	90°
Maximum Rotation Angle	350°

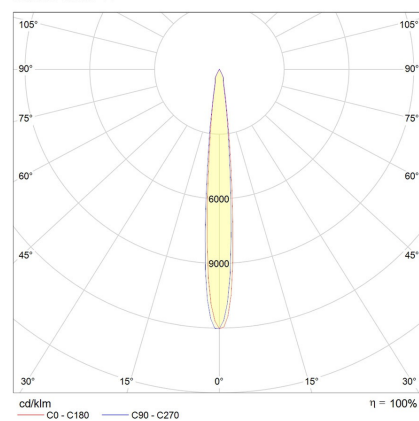


Polar Distribution Diagrams

Venice Maxi 46°



Venice Maxi 11°



Venice Maxi 20°

