

## Albi Pinhole

DOWNLIGHT

Product Code

MD32



RoHS



Technical Description

## Architectural design with impressive glare control

- Part of the Mondolux Infinito downlight family, with our signature Cross-Beam Lens technology for excellent efficacy
- An elegant and minimalist low-glare design, suitable for residential, commercial and architectural lighting applications
- Configure with Honeycomb Louvre, Line Diffuser, Diamond Diffuser or Frosted Diffuser accessories to further minimise glare and improve visual comfort
- The Albi is available in Mini, Maxi, Fixed, Adjustable, Angular, Round Pinhole and Oval Pinhole versions
- Minimised glare with deep recessed round pinhole and excellent beam control
- \*Electrical and Photometric data shown is for module and Individual lenses only
- If you require a customised version of this product, please [contact us](#)

## Electrical Specifications

System Power	7W, 13W, 18W
Control Type	Wireless Dimmable (Casambi), Non-Dimmable, DALI Dimmable, Phase-Cut Dimmable
System Efficacy (max.)	106lm/W

## Photometric Info

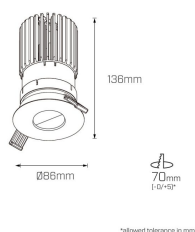
Luminaire Lumens	1375lm, 675lm, 1830lm
CRI	CRI97+, CRI90
CCT	2700K, 3000K, 4000K, Dim To Warm
Beam Angle	15°, 30°, 50°

## Physical Characteristics

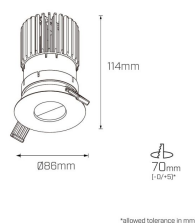
Installation Method	Adjustable Recessed
Trim Finish	White, Black



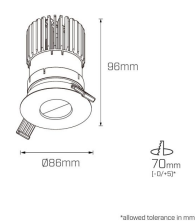
Albi Pinhole 18W



Albi Pinhole 13W

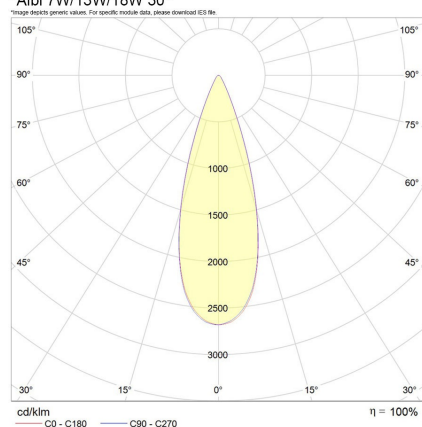


Albi Pinhole 7W

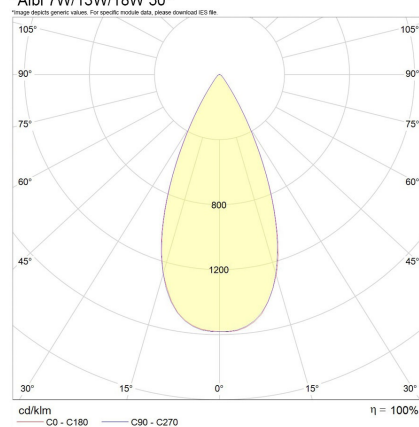


## Polar Distribution Diagrams

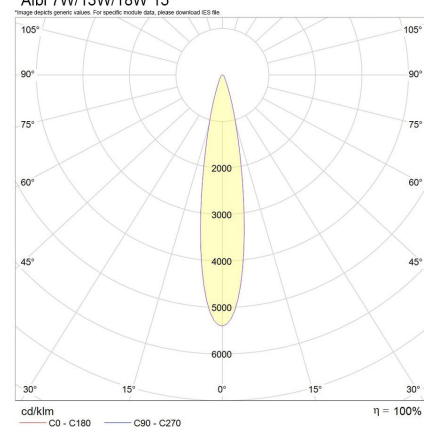
\*Albi 7W/13W/18W 30°



\*Albi 7W/13W/18W 50°



\*Albi 7W/13W/18W 15°



Product Accessories

Without Accessory	Deep Baffle-Diamond
Deep Baffle-Frosted	Deep Baffle-IP44
Deep Baffle-Line	Diamond Diffuser
Frosted Diffuser	Honeycomb Louvre
IP44 Diffuser	Line Diffuser