

# Albi Maxi Adjustable

DOWNLIGHT



## Product Code

MD31AR



## Technical Description

### Smart, striking design

- Part of the Mondolux Infinito downlight family, with our signature Cross-Beam Lens technology for excellent efficacy
- An elegant and minimalist low-glare design, suitable for residential, commercial and architectural lighting applications
- Configure with Honeycomb Louvre, Line Diffuser, Diamond Diffuser or Frosted Diffuser accessories to further minimise glare and improve visual comfort
- The Albi is available in Mini, Maxi, Fixed, Adjustable, Angular, Round Pinhole and Oval Pinhole versions
- Great adjustability with maximum tilt angle up to 15°
- \*Electrical and Photometric data shown is for module and individual lenses only
- If you require a customised version of this product, please [contact us](#)

## Electrical Specifications

|                        |                                  |
|------------------------|----------------------------------|
| System Power           | 7W, 13W, 18W                     |
| Input Voltage          | 240V                             |
| Control Type           | ON/OFF, Phase-Cut, DALI, Casambi |
| System Efficacy (max.) | 102lm/W                          |
| Power Factor           | 0.9                              |

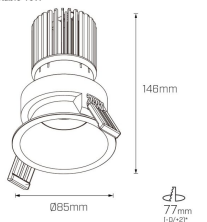
## Physical Characteristics

|                       |                     |
|-----------------------|---------------------|
| Installation Method   | Adjustable Recessed |
| Trim Finish           | White, Black        |
| IP Rating / IK Rating | IP20                |
| Weight                | 0.5Kgs              |
| Maximum Tilt Angle    | 20°                 |
| Fitting Material      | Aluminium           |

## Photometric Info

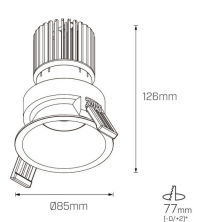
|                   |                        |
|-------------------|------------------------|
| Luminaire Lumens  | 675lm, 1350lm, 1830lm  |
| CRI               | CRI90                  |
| CCT               | 2700K, 3000K, 4000K    |
| Beam Angle        | 15°, 30°, 50°          |
| Lumen Maintenance | > 64, 000hrs (L70 B10) |
| MacAdam Step      | 3 Step                 |

Albi Maxi Adjustable 18W



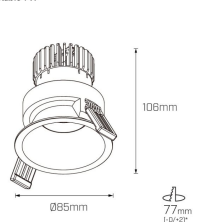
\*allowed tolerance in mm

Albi Maxi Adjustable 13W



\*allowed tolerance in mm

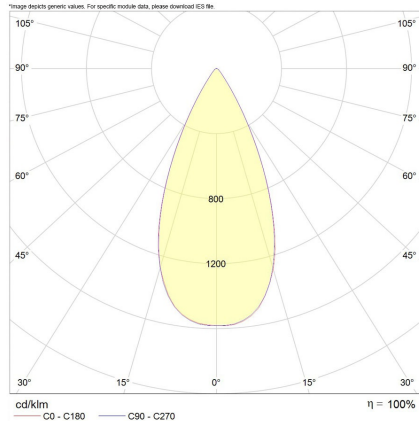
Albi Maxi Adjustable 7W



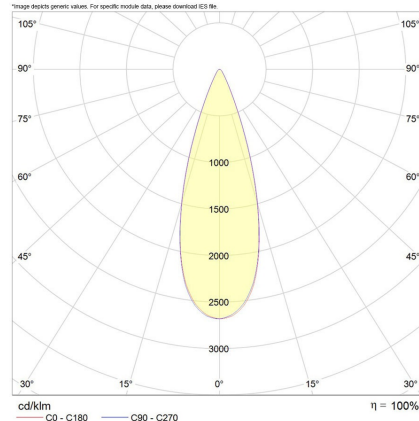
\*allowed tolerance in mm

## Polar Distribution Diagrams

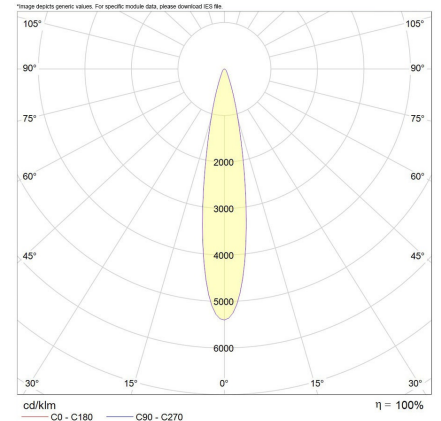
\*Albi 7W/13W/18W 50°



\*Albi 7W/13W/18W 30°



\*Albi 7W/13W/18W 15°



## Product Accessories

---

Without Accessory

---

Frosted Diffuser

---

IP44 Diffuser

---

Diamond Diffuser

---

Honeycomb Louvre

---

Line Diffuser