



Product Code

MD46AR



Technical Description

Twice as nice

- Part of the Mondolux Infinito downlight family, with our signature Cross-Beam Lens technology for excellent efficacy
- A sophisticated and sleek low-glare design, perfect for residential, commercial and architectural lighting applications
- Configure with Honeycomb Louvre, Line Diffuser, Diamond Diffuser or Frosted Diffuser accessories to further minimise glare and improve visual comfort
- Make a design statement with this duo version of the Malo Adjustable Downlight
- The Malo is available in Uno, Duo, Adjustable and Trimless versions
- Serviceable from the front with a tilt angle 0° - 36°
- *Electrical and Photometric data shown is for module and Individual lenses only
- If you require a customised version of this product, please [contact us](#)

Electrical Specifications

System Power	7W, 13W, 18W
Input Voltage	240V
Control Type	ON/OFF, Phase-Cut, DALI, Casambi
System Efficacy (max.)	lm/W
Power Factor	0.9

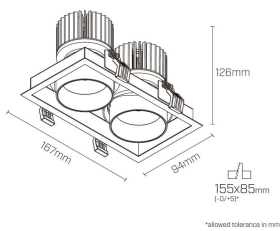
Physical Characteristics

Installation Method	Adjustable Recessed
Trim Finish	White, Black
IP Rating / IK Rating	IP20
Weight	0.5Kgs
Maximum Tilt Angle	20°
Fitting Material	Aluminium

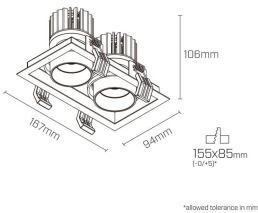
Photometric Info

Luminaire Lumens	675lm, 1350lm, 1830lm
CRI	CR190
CCT	2700K, 3000K, 4000K
Beam Angle	15°, 30°, 50°
Lumen Maintenance	> 64, 000hrs (L70 B10)
MacAdam Step	3 Step

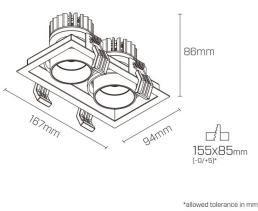
Malo Duo 36W



Malo Duo 26W

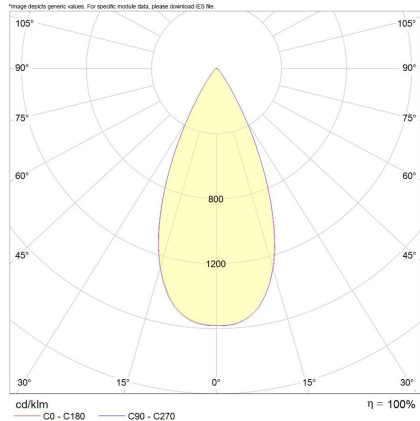


Malo Duo 14W

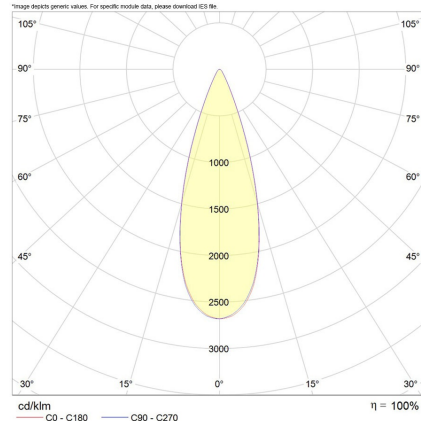


Polar Distribution Diagrams

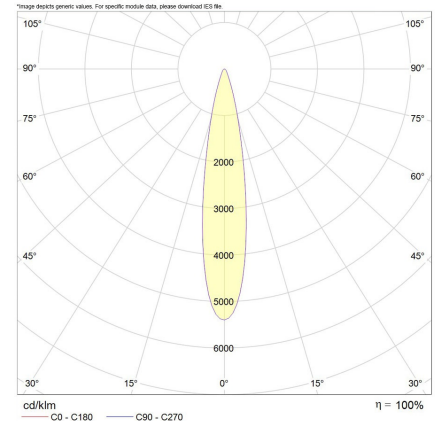
*Malo 7W/13W/18W 50°



*Malo 7W/13W/18W 30°



*Malo 7W/13W/18W 15°



Product Accessories

Without Accessory

Frosted Diffuser

IP44 Diffuser

Diamond Diffuser

Honeycomb Louvre

Line Diffuser