




Product Code

MS26



Technical Description

Sleek, slick, and fashionably chic

- This product has been phased out and is available in limited quantities. For ongoing availability, please see the [Hartley HE Mini](#)
- A sleek and stylish architectural spotlight at only Ø80mm
- 3-Circuit Track Mount and Monopoint Mount configurations as standard. Surface Mount and Adjustable Recessed configurations are available upon request for a range of installation options
- Beam spreads: Spot (12°), Narrow (22°) and Medium (40°)
- Can be fitted with a range of optical accessories upon request for enhanced glare control
- Part of the Catania family, with [Mini](#) and [Mini Pendant](#) versions available
- If you require a customized version of this product, please [contact us](#)

Electrical Specifications

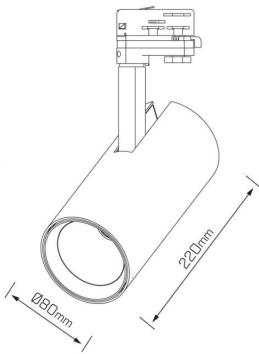
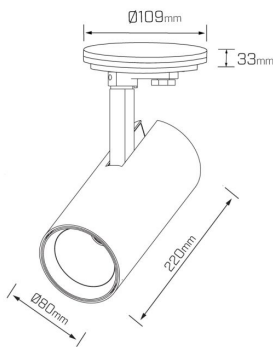
System Power	26W
Input Voltage	240V
Control Type	ON/OFF, Phase-Cut
System Efficacy (max.)	69lm/W

Photometric Info

Luminaire Lumens	1800lm
CRI	CRI90
CCT	3000K, 4000K
Beam Angle	12°, 22°, 40°

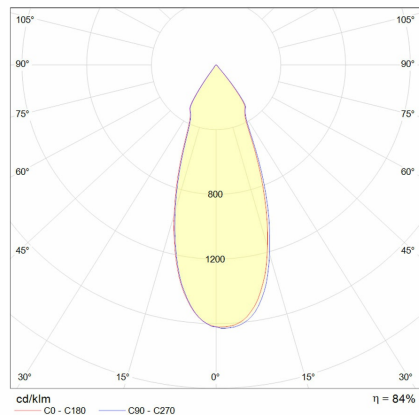
Physical Characteristics

Installation Method	3-Circuit Track Mounted, Surface Mounted
Trim Finish	White, Black
IP Rating / IK Rating	IP20
Weight	1Kgs
Maximum Tilt Angle	90°
Maximum Rotation Angle	350°

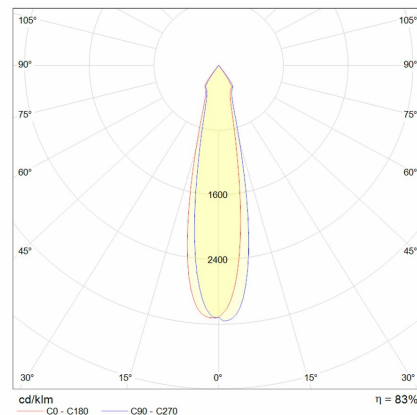


Polar Distribution Diagrams

Catania Maxi 40°



Catania Maxi 22°



Catania Maxi 12°

