



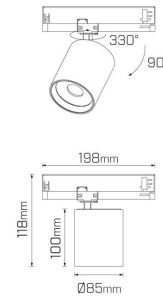
## Reduce visual bulk with an in-track driver

The latest advancement in driver technology now combines the driver and track adapter. This allows Como's body to be significantly smaller than older styles of track mounted spotlights of equivalent power. The separated driver also improves thermal management and lengthens the product lifetime.

- State-of-the-art optical system with low glare and soft cut-off
- Complete range of beam angle options up to 60°
- Available in DALI and Wireless (Casambi enabled)

### Product info

System Lumen Range	1250lm — 2750lm
System Power	13W, 20W, 28W
Forward Current	350mA, 500mA, 700mA
System Efficacy (max.)	98lm/W
Input Voltage	240V
Body/Trim Colour	White, Black
Installation Method	3-Circuit In-Track Mounted
Dimming Type	Non-Dimmable, Wireless Dimmable, DALI Dimmable
Maximum Tilt Angle	90°
Maximum Rotation Angle	330°
Accessories	Without Accessory



### Photometric info

Colour Rendering Index (CRI)	CRI90
Colour Temperature (CCT)	3000K, 3000K Vivid, 4000K
Beam Angle	20°, 30°, 60°
Custom Colour Temperature (CCT)	Available on request

### Compliance and Features

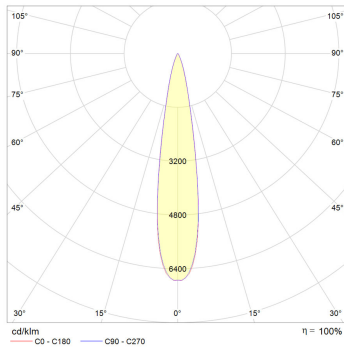


## Packaging

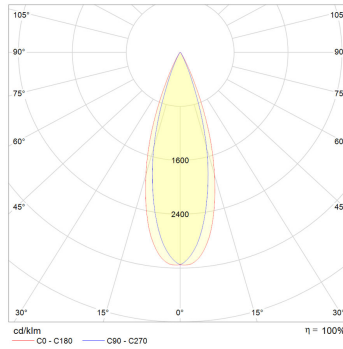
Box Weight	0.7Kgs
Box Dimensions L x W x H mm	210mm x 210mm x 90mm
Boxes per Carton	16
Carton Weight	12Kgs
Carton Dimensions L x W x H mm	430mm x 430mm x 390mm

## Polar distribution diagrams

Como 20°



Como 30°



Como 60°

