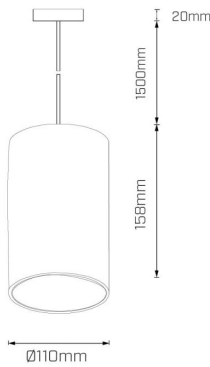


Venice Mini Pendant

PENDANT



Product Code

MN04



Technical Description

Simplicity meets style...

- A pendant version of our popular [Venice Mini Surface Mounted Downlight](#), and part of the Mondolux Venice family
- Suitable for residential and architectural lighting applications, with an impressively low-glare reflector and flexible design
- Improved efficacy (up to 135lm/W at CRI90) with our new Mondolux HE+ chip*
- Reduces the overall power consumption while meeting the new BCA regulations for retail applications*
- Available in standard, high-output HE+ and full-spectrum high-CRI ComfoLED versions
- If you require a customised version of this product, please [contact us](#)

*Applicable for HE+ version

Electrical Specifications

System Power	19W, 27W
Input Voltage	240V
Control Type	ON/OFF, 0-10V, Phase-Cut, DALI, Casambi
System Efficacy (max.)	135lm/W
Power Factor	> 0.9

Physical Characteristics

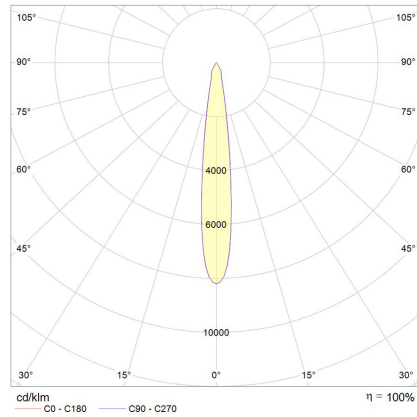
Installation Method	Suspended
Trim Finish	White, Black
IP Rating / IK Rating	IP20
Weight	1Kgs
Fitting Material	Aluminium

Photometric Info

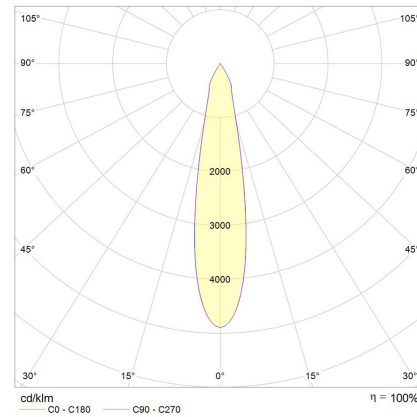
Luminaire Lumens	2570lm, 3450lm
CRI	CRi90
CCT	3000K HE+, 3500K HE+, 4000K HE+
Beam Angle	14°, 20°, 42°
Lumen Maintenance	> 65000hrs (L70B10)
MacAdam Step	3 Step

Polar Distribution Diagrams

Venice Mini 14°



Venice Mini 20°



Venice Mini 42°

