

# Albi Maxi Angular

DOWNLIGHT



Product Code  
MD35AR



## Technical Description

### Designed for Angularity

- Part of the Mondolux Infinito downlight family, with our signature Cross-Beam Lens technology for excellent efficacy
- Specially designed for asymmetric- "forward-throw" beam spread
- Achieve max. glare reduction due to improved angular structure ( 30° ) with an additional tilt of 15° without compromising efficacy
- An elegant and minimalist low-glare design, suitable for residential, commercial and architectural lighting applications
- Configure with Honeycomb Louvre, Line Diffuser, Diamond Diffuser or Frosted Diffuser accessories to further minimise glare and improve visual comfort
- The Albi is available in Mini, Maxi, Fixed, Adjustable, Angular, Round Pinhole and Oval Pinhole versions
- \*Electrical and Photometric data shown is for module and Individual lenses only
- If you require a customised version of this product, please [contact us](#)

### Electrical Specifications

System Power	9W, 15W, 20W
Input Voltage	240V
Control Type	ON/OFF, 0-10V, Phase-Cut, DALI, Casambi
System Efficacy (max.)	77lm/W
Power Factor	0.9

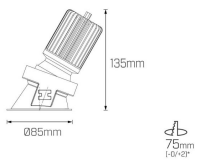
### Physical Characteristics

Installation Method	Adjustable Recessed
Trim Finish	White, Black
IP Rating / IK Rating	IP20
Weight	0.5Kgs
Maximum Tilt Angle	20°
Fitting Material	Aluminium

### Photometric Info

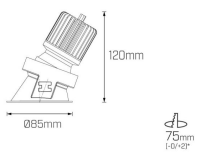
Luminaire Lumens	555lm, 1162lm, 1500lm
CRI	CR190, CR197+
CCT	2700K, 3000K, 4000K, Dim to Warm
Beam Angle	20°, 30°, 40°
Lumen Maintenance	> 64, 000hrs
MacAdam Step	3 Step

Albi Maxi Angular 20W



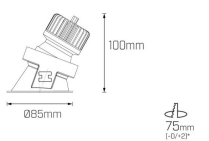
\*allowed tolerance in mm

Albi Maxi Angular 15W



\*allowed tolerance in mm

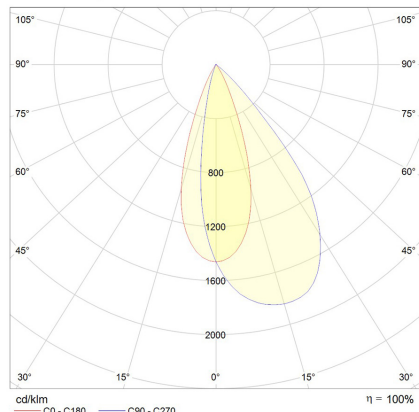
Albi Maxi Angular 9W



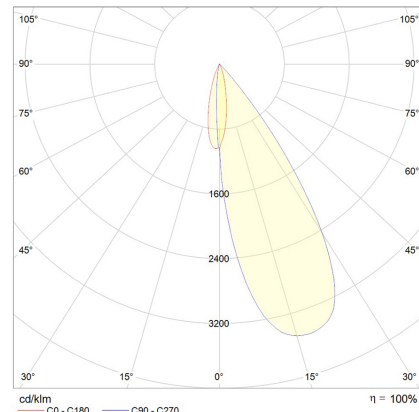
\*allowed tolerance in mm

## Polar Distribution Diagrams

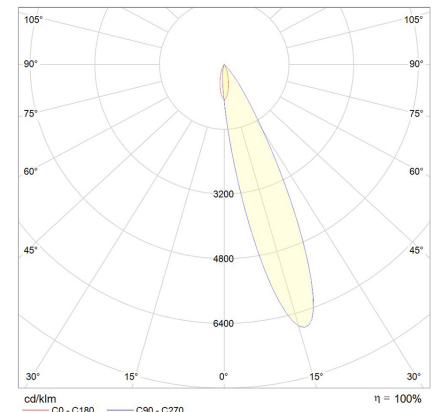
Albi Maxi Angular 40°



Albi Maxi Angular 30°



Albi Maxi Angular 20°



Product Accessories

---

Without Accessory

---

Honeycomb Louvre

---

Line Diffuser

---

IP44 Diffuser