

Queens Fixed

DOWNLIGHT



Product Code
MD55FR



Technical Description

All hail the Queens!

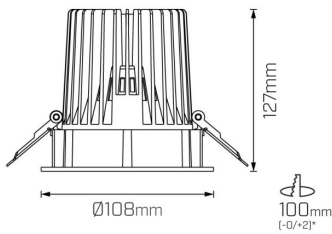
- An elegant and versatile fitting, perfect for a range of installation applications
- The deep reflector and anti-glare baffle ensure excellent glare control
- Improved efficacy (up to 138lm/W at CRI90) with our new Mondolux HE+ chip*
- Available in Fixed and Adjustable versions
- Available in standard, high-output HE+ and full-spectrum high-CRI ComfoLED versions
- If you require a customised version of this product, please [contact us](#)

Electrical Specifications

System Power	14W, 19W, 27W, 36W
Input Voltage	240V
Control Type	ON/OFF, Phase-Cut, 0-10V, DALI, Casambi, DMX
System Efficacy (max.)	138lm/W
Power Factor	> 0.9

Physical Characteristics

Installation Method	Fixed Recessed
Trim Finish	White, Black
IP Rating / IK Rating	IP20
Weight	0.6Kgs
Fitting Material	Aluminium



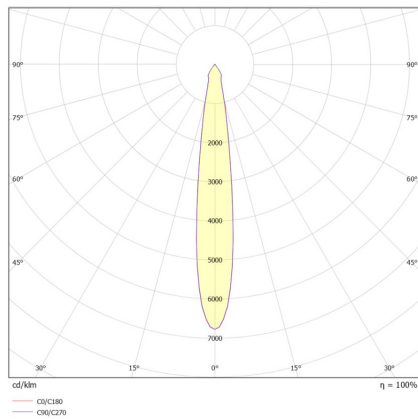
*allowed tolerance in mm

Photometric Info

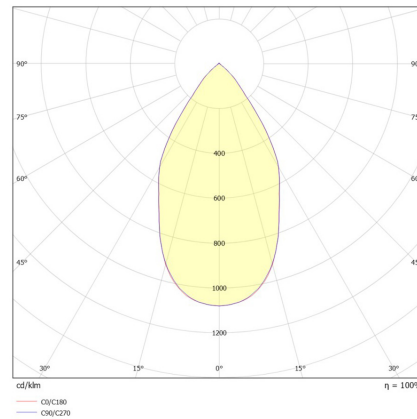
Luminaire Lumens	1460lm, 1800lm, 1890lm, 2475lm, 2620lm, 3350lm, 3500lm, 4450lm
CRI	CRI90, CRI97+
CCT	2700K, 3000K, 3000K ComfoLED, 3000K HE+, 3000K Vivid, 3500K, 3500K HE+, 4000K, 4000K ComfoLED, 4000K HE+
Beam Angle	15°, 25°, 40°, 60°
Lumen Maintenance	> 65, 000hrs (L70B10)
MacAdam Step	3 Step

Polar Distribution Diagrams

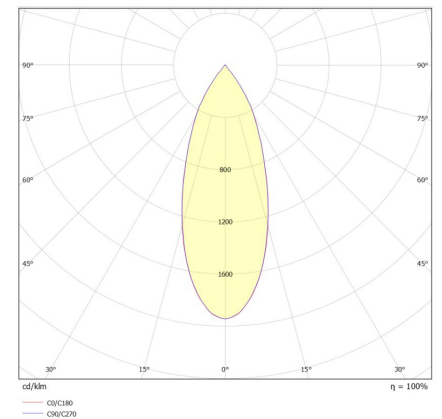
Queens 15°



Queens 60°



Queens 40°



Queens 25°

